


# **The Tripura Forest (Timber Marking) Rules, 2005**





GOVERNMENT OF TRIPURA  
FOREST DEPARTMENT

No.F.7(71)/FOR/FP-03/ 21, 328

Dated ..5/10/05..

**NOTIFICATION**

In exercise of the powers conferred by Section 41 and 76(d) of the Indian Forest Act, 1927, the Governor of Tripura is pleased to make the following rules to regulate the marking of standing trees and converted timber namely:

**1. SHORT TITLE & COMMENCEMENT**

- 1) These rules may be called Tripura Forest (Timber Marking) Rules, 2005.
- 2) They shall extend to the whole of the State of Tripura.
- 3) They shall come in to force with effect from the date of their publication in the Official Gazette.

**2. RESTRICTION**

No timber in any form shall be removed from the stump site or site of conversion or site of seizure without having distinct marking as provided under these Rules.

**3. GENERAL**

- a. Marking of trees and converted timber in log, post, sawn or any other form shall be done by an officer not below the rank of Forester with departmentally supplied marking hammers and digits.
- b. Marking hammers shall be allotted to Forest Officers by name. These will be non-transferable. For any misuse of any particular hammer, the officer to whom the hammer has been allotted shall be held personally responsible.
- c. Stand marking shall be done on the heartwood of the tree, log marking shall be done on the cut surface of the thinner end of each log and piece marking shall be done on one end of each piece making distinct impressions. Seizure marking, too, shall be done on the cut surface of the thinner end of each seized log and on one end of each seized sawn piece. Sale marking shall be done on the thicker end of the logs and on the other end of the sawn pieces.

**4. STAND MARKING**

- 1) Stand marking shall be done on the heart-wood after removal of the bark and sap wood by making a blaze of approximate size 15cm x 15 cm above the ground level and another at breast height i.e. 1.37 m above the ground level on opposite side. On sloping ground the basal marking should be on

Barcode  
EE21637

the down hill side. On both the blazes, the serial number of trees and the year of marking should be impressed with marking digits in the manner shown below:

#### ILLUSTRATION


Serial number of trees 0378

Year of marking 2005-06

- 2) After the marking, the officer shall put the TFD hammer impression on both the blazes in such a way that the serial number of the hammer is distinctly visible.
- 3) The girth measurement shall be taken with the help of tape at breast height after removing loose bark and climbers, if any, to the nearest centimeter and approximate length of bole shall be ascertained by eye estimation (Actual length should be taken if the tree is lying down). In case the tree is standing on slope, the breast height should be measured on the up-hill side. When any tree is forked below the breast height, each fork should be treated as though it were a separate tree and should be marked and measured accordingly. In case of buttress or knots or any other abnormality at breast height, measurement should be taken immediately above it.
- 4) The following details shall be recorded and transferred to the marking register in the office on the same day:
  - a. Location giving details of the area, status of land, ownership and identifiable landmarks in the vicinity;
  - b. Local name preferably along with scientific name of the tree species;
  - c. Serial number and year of marking maintaining separate serial number for trees and poles;
  - d. Girth measurement and approximate length of bole;
  - e. Remarks about the physical condition of the tree, i.e. if the tree is sound, unsound, dead, diseased, dying, fallen, top broken etc. Number of loggable branches, if any, with approximate length should invariably be mentioned. On return to the office, the entries should be transferred to the marking register issued for the purpose.

#### 5. LOG MARKING


- 1) After felling a tree, its logging shall be done at the site itself. Log marking shall be done on each log indicating the serial number of the log starting from the bottom log, serial number of the tree and year of stand marking in the following manner with at least 3(three) impressions of TFD hammer put over the cut surface



## ILLUSTRATION

<i>Log No.</i>	02
<i>Serial number of trees</i>	0376
<i>Year of marking</i>	2005-06

- 2) If any log is obtained from a branch of the tree, it should also be marked in the same manner, keeping necessary note that it is from a branch of the tree.
- 3) The length and girth of each log shall be measured accurately and recorded in the Field Book which should then be transferred in the log marking register maintained in the office that very day. The volume of logs should also be calculated and noted there.



## 6. STUMP MARKING

- 1) On the cut surface of the stump, the under noted impression shall be put invariably along with at least 3(three) impressions of the TFD marking hammer:

Total number of logs  
Serial number of tree  
Year of stand marking

## 7. SALE MARKING

- 1) After realization of all dues, sale markings shall be done by the sale hammer on the cut surface of the thicker end of the sold logs and the bare end of sawn pieces. At least three more impressions of sale hammer should be put on each log/piece including one at the cut surface of the thinner end of log for ease of checking during transportation.

## 8. PIECE MARKING

- 1) The pieces converted from a log shall have the following markings at one end of the piece before these are removed from the site of conversion:

*Piece number*  
*Log number*  
*Tree number*  
*Year of stand marking*

- 2) The officer who puts these marking shall also put the impression of his TFD hammer near these markings.
- 3) In case of pieces of thickness less than 5 cm, however, only the impression of TFD hammer will suffice.

- 4) The measurements of the pieces are to be recorded separately to the nearest centimeter and entered in the register in the office.

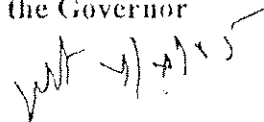
## 9. SEIZURE MARKING

- 1) Any timber seized, whether inside a forest or outside, shall invariably be marked by seizure hammer before its transportation from the site of seizure.
- 2) The measurements of the seized timber shall be recorded to the nearest centimeter with specific remarks regarding its physical condition e.g. sound, diseased, damaged, mill-sawn, hand sawn, crudely debarked, etc. These records have to be transferred to the seizure register in the office that very day and informed to the next superior authority within 24 hour.

## 10. REPEAL & SAVING

- 1) The Tripura Forest (*Timber Marking*) Rules, 1985 are hereby repealed.
- 2) Notwithstanding such repeal, every action done and order passed under the repealed rules shall be deemed to have been done or passed under the corresponding provisions of these rules.

By order of the Governor




Chief Secretary  
Government of Tripura

No.F.7(71)/For/FP-03/ 23, 991 - 24, 140

Government of Tripura

Office of the Principal Chief Conservator of Forests,  
Tripura :: Agartala.



Dated, Agartala, the 31 st. Oct' 2005.

Copy to:-

- 1). The Principal Chief Conservator of Forests, Tripura.
- 2). The Chief Conservator of Forests, Protection/Adm/P&D/
- 3). The Conservator of Forests, (M & E)/Wild Life/Social Forestry.
- 4). Dy. Conservator of Forests, (P&D)/Social Forestry/(H.O).
- 5). The Conservator of Forests, Southern Circle, Udaipur/  
Northern Circle, Kumarghat/WRT.
- 6). The Divisional Forest Officer, Direction Division/Sadar/  
Teliamura/Research/Training/Working Plan No. 1 & II/  
Udaipur/Bagafa/Gumti/Ambassa/Manu/Kailashahar/Kanchanpur  
Forest Division.
- 7). The Wildlife Warden, Sepahijala/Trishna Wildlife Sanctua-  
ary.
- 8). The Range Officer, (All) . . . . .
- 9). The Beat Officer, (All) . . . . .
- 10). Guard File of F.P. Section of this Office.

*[Signature]*  
31. 10.05  
Conservator of Forests,  
(WRT)

